



Xclose

Draw around a coin and cut out the shape using safety scissors. Colour it in yellow or gold pencil. If you make lots you'll have your own gold.

Use a hole punch or blunt pencil to make 2 holes and tie your book together with string or ribbon. Make sure you ask an adult.

Cut out the spinning wheel and ask an adult to attach it to your story using a split-pin

Cut out leaf and add to your CBeebies Story Circle tree.

www.bbc.co.uk/cbeebies



Story Circle Print-out Book No 7?

Rumpelstiltskin

This book was coloured in by



Make 2 holes here and tie together with a piece of string.

There once was a poor miller who had a beautiful daughter, called Anna. One day he boasted to the king that his daughter could spin gold out of straw. The king wanted proof and asked Anna to come to the castle. He gave her a room full of straw and a spinning wheel. "If it's not gold by morning then you must die!" he said.



page 1

Make 2 holes here and tie together with a piece of string.


Anna started to cry because she couldn't really spin gold from straw. Then all of a sudden a little man appeared. "I can help you," he chuckled "but you'll have to give me your necklace in return." Anna agreed and soon all the straw had been spun into gold.



page 2

Make 2 holes here and tie together with a piece of string.


When the king saw the gold he was amazed. He told to her to make even more. Once she was alone again Anna started to cry but the little man appeared as suddenly as before. "I can help you," he chuckled "if you give me your ring." Anna agreed and soon, all the straw had been spun into gold.




page 3

Make 2 holes here and tie together with a piece of string.

The third time, the king said he would marry Anna if she could spin the straw into gold again. When she was alone, the little man appeared once more. But this time she had nothing to give him. "Then you must give me your first born child" laughed the little man and Anna was so upset that she agreed.



Make 2 holes here and tie together with a piece of string.




When the king saw all the gold he was overjoyed. He married Anna at once. One year later, when Anna had forgotten all about the little man, they had a baby.

page 5


Make 2 holes here and tie together with a piece of string.

Soon after, the little man appeared again. "Give me your child!" he ordered. The queen had forgotten her promise and loved the baby so much she didn't want to give him away. She offered him all the riches in the land instead. He refused, but chuckled and said, "If you can guess my name in three days, you may keep the child."



page 6


Make 2 holes here and tie together with a piece of string.



The queen sent a messenger all over the world to ask for all the names he could find. The next day when the little man appeared she started reading the list of names. But after each, the little man said "That is not my name." The second day the queen thought he might have a nickname so she listed all the nicknames she knew. But again he answered "That is not my name."

page 7

Make 2 holes here and tie together with a piece of string.



The third day the messenger came back and said "I haven't found a single new name but, as I went through the woods, I saw a funny little man singing. This is what he sang. **"The queen has tried without success, So now, her baby I will win, Because she will never guess, That my name is Rumpelstiltskin!"**"

page 8

Make 2 holes here and tie together with a piece of string.

The queen was so pleased. When the little man came in, she pretended to guess his name again. Then she said "Perhaps your name is Rumpelstiltskin?" The little man was so angry that he vanished in a puff of smoke and was never seen again.



www.bbc.co.uk/cbeebies

page 9



bbc.co.uk/cbeebies

© 2006