




Xclose

Make 2 holes here and tie together with a piece of string.



This book was coloured in by

www.bbc.co.uk/cbeebies

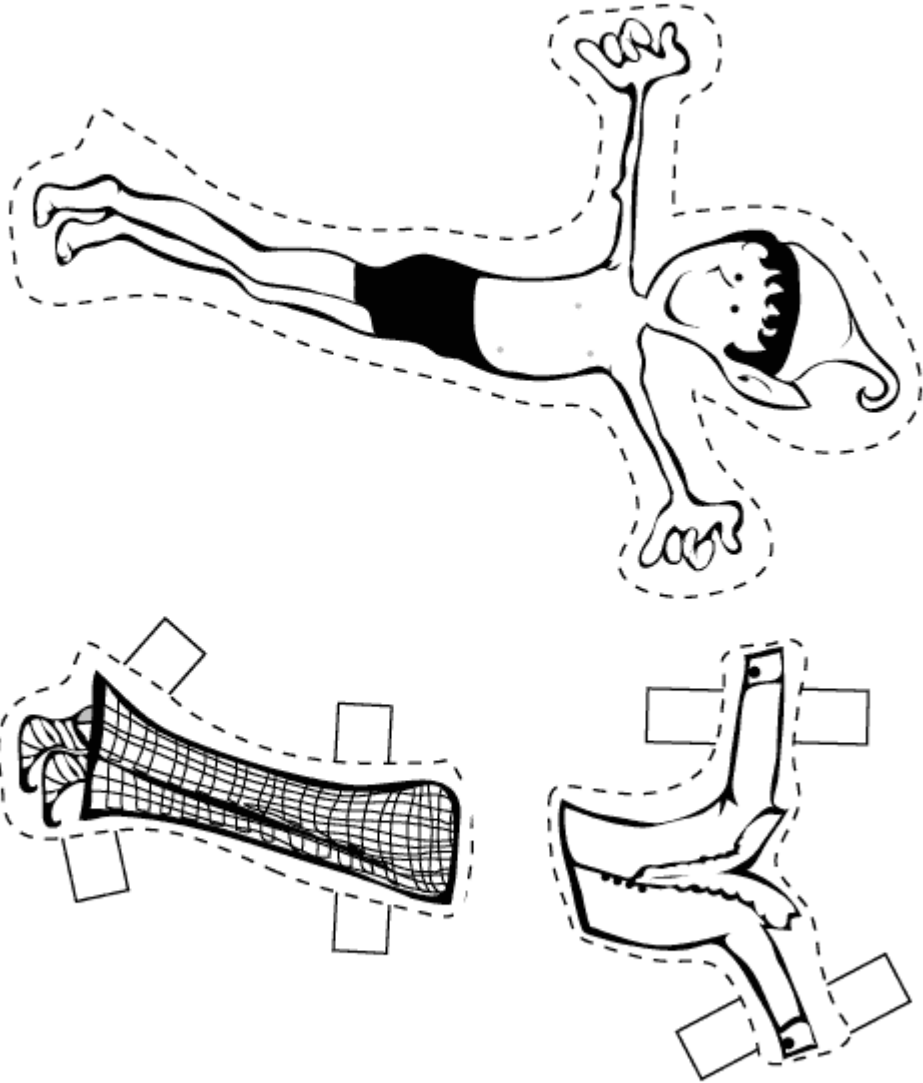


Use a blunt pencil to make holes in the circles and try tying the shoe laces with a real lace or some string or ribbon.

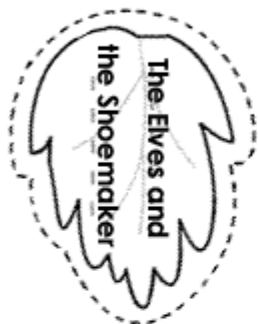
www.bbc.co.uk/cbeebies



Why not stick them on a lolly stick or pencil and make them twirl and dance?




www.bbc.co.uk/cbeebies



The Elves and
the Shoemaker


Cut out leaf and add to your
CBeebies Story Circle tree.



www.bbc.co.uk/cbeebies

Make 2 holes here and tie together with a piece of string.


Once upon a time lived a very poor shoemaker. He only had enough leather left to make one pair of shoes. One night before he went to bed, he cut out the shoes so he could start work on them the next day.



www.bbc.co.uk/cbeebies

page 1

Make 2 holes here and tie together with a piece of string.

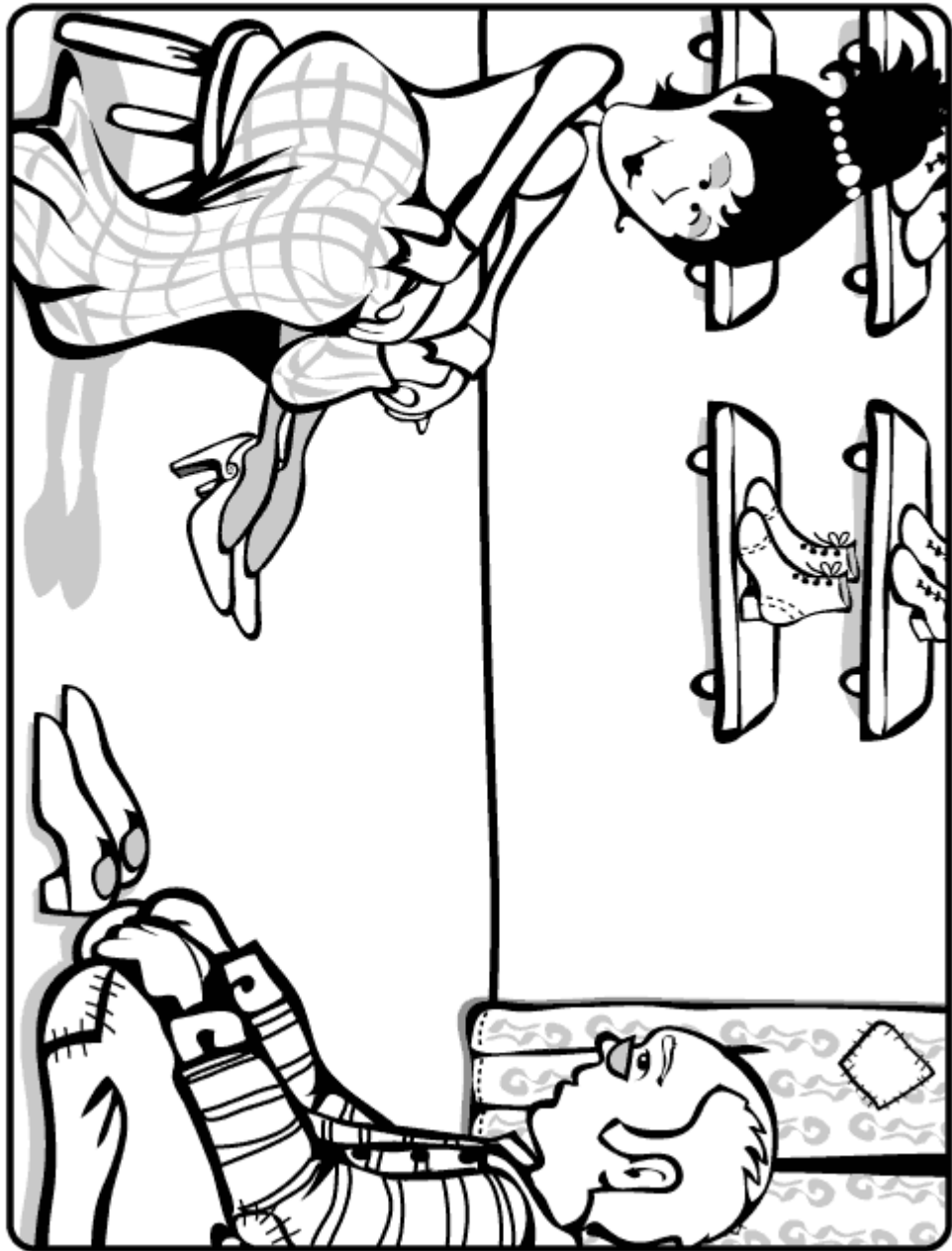


The next morning, when the shoemaker woke up, he was amazed to find a beautiful pair of shoes standing on his table, where he had left the leather. They were made perfectly!



Make 2 holes here and tie together with a piece of string.


In fact, the shoes were so beautiful that when someone came to try them on they paid twice as much as the shoemaker asked for them! The shoemaker could now buy enough leather for two pairs of shoes.



www.bbc.co.uk/cbeebies

page 3

Make 2 holes here and tie together with a piece of string.




www.bbc.co.uk/cbeebies

page 4

Make 2 holes here and tie together with a piece of string.

Soon the shoemaker became a very rich man. One night the shoemaker and his wife decided to stay hidden in the shop to see who crept in to make the beautiful shoes.




www.bbc.co.uk/cbeebies

page 5

Make 2 holes here and tie together with a piece of string.

They were very surprised to see two very little elves that came into the shop and stitched the shoes together very carefully. The peculiar thing about the elves was that they wore no clothes.

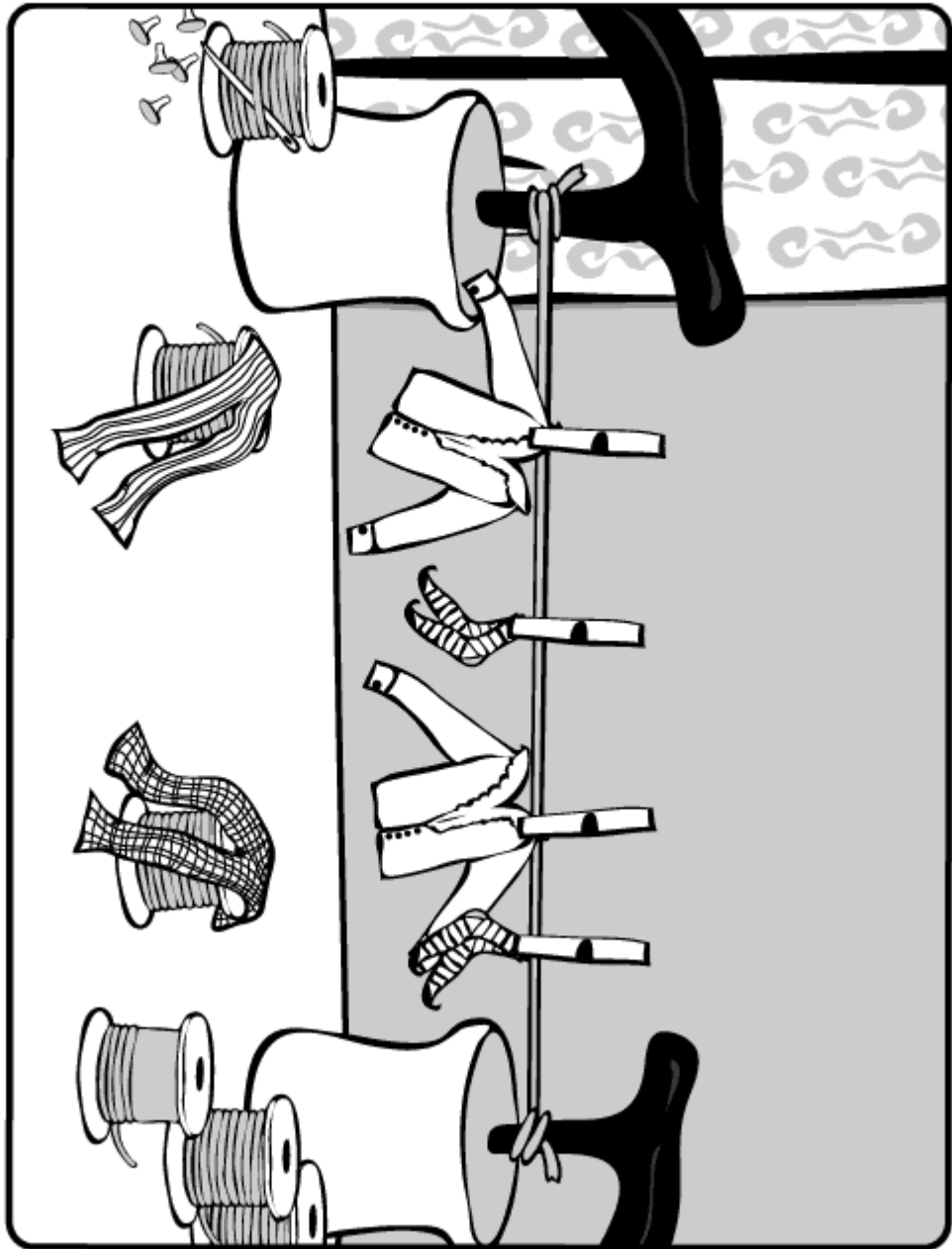


www.bbc.co.uk/cbeebies

page 6

Make 2 holes here and tie together with a piece of string.

The shoemaker's wife wanted to show the little men how grateful they were for their help so she decided to knit them little socks, sew little trousers and shirts and leave them for them the following night.




www.bbc.co.uk/cbeebies

page 7

Make 2 holes here and tie together with a piece of string.

When the elves crept into the shop that night and saw the lovely little clothes they were overjoyed. They leapt about and sang with delight!




www.bbc.co.uk/cbeebies

page 8

Make 2 holes here and tie together with a piece of string.

The shoemaker and his wife never saw the elves again. But they would always be grateful to them for showing them how to make such beautiful shoes.



www.bbc.co.uk/cbeebies

page 9



bbc.co.uk/cbeebies

© 2006